



**JVN**  
**BEARINGS**

ISO 9001 CERTIFIED

# Cylindrical Roller Bearings



As the name implies, these Bearings have Cylindrical Rollers as Rolling Elements. They form a line contact with the Raceway of Inner and Outer Ring. JVN Cylindrical Roller Bearings are produced in many variants. And can also be made as per special dimensional requirements, but within some basic design limitations.

#### **Cylindrical Roller Bearings are**

- Capable of carrying high radial loads but limited axial loads
- Suitable for medium to high load applications
- Suitable for low to medium speed applications
- Suitable for applications requiring good running accuracy at higher radial loads

#### **JVN can offer following variants**

- Single Row type - N, NF, NJ, NU & NUP
- Double Row type - NN & NNU (Details available on request)
- Higher load capacity - E type
- With Snap Ring groove
- With Snap Ring groove and Snap Ring
- With C1, CN & 0 radial clearance
- Standard precision grade PO & higher precision grade P6
- Pressed Steel, machined Brass or Steel Cage
- Straight or Taper bore

## **Cylindrical Roller Bearings**



## Standard suffixes for JVN Cylindrical Roller Bearings



|    |  |
|----|--|
| A  | Modified internal design.  |
| C2 | Radial internal clearance less than normal.  |
| CN | Normal radial internal clearance. Generally, no special suffix is used in JVN Bearings for normal radial internal clearance. |
| C3 | Radial internal clearance higher than normal.  |
| E  | Enhanced load capacity.  |
| K  | Tapered Bore, with taper of 1:12.  |
| M  | Machined Brass Cage.   |
| N  | Snap Ring groove in the Outer Ring.  |
| NR | Snap Ring groove in the Outer Ring, with Snap Ring.  |
| P5 | Dimensional and running accuracy confirming to ISO class 5.  |
| P6 | Dimensional and running accuracy confirming to ISO class 6.  |

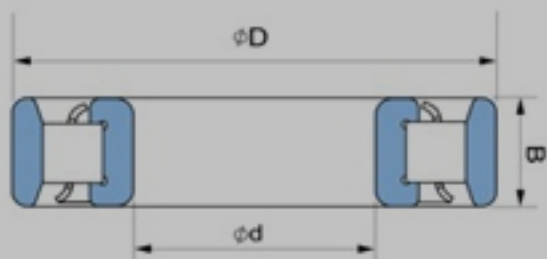


Note: Most of the Bearings listed in the following pages of this chapter are available with above suffixes, subject to design OR manufacturing constraints.

## Single Row

Series : **N2**

| Bearing No. | Dimensions in mm |         |        | Basic Load Ratings |        | RPM*  | Wt. (Kg) |
|-------------|------------------|---------|--------|--------------------|--------|-------|----------|
|             |                  |         |        | N                  |        |       |          |
|             | d                | D       | B      | Dynamic            | Static |       |          |
| N204        | 20.000           | 47.000  | 14.000 | 14940              | 12510  | 18000 | 0.109    |
| N205        | 25.000           | 52.000  | 15.000 | 16920              | 15300  | 14400 | 0.134    |
|             |                  |         |        |                    |        |       |          |
| N206        | 30.000           | 62.000  | 16.000 | 22410              | 20970  | 12600 | 0.203    |
| N207        | 35.000           | 72.000  | 17.000 | 31950              | 30600  | 10800 | 0.289    |
|             |                  |         |        |                    |        |       |          |
| N208        | 40.000           | 80.000  | 18.000 | 39420              | 38700  | 9900  | 0.370    |
| N209        | 45.000           | 85.000  | 19.000 | 41400              | 42300  | 8910  | 0.423    |
|             |                  |         |        |                    |        |       |          |
| N210        | 50.000           | 90.000  | 20.000 | 45450              | 49050  | 8100  | 0.460    |
| N211        | 55.000           | 100.000 | 21.000 | 54900              | 59850  | 7380  | 0.626    |
|             |                  |         |        |                    |        |       |          |
| N212        | 60.000           | 110.000 | 22.000 | 64800              | 72000  | 6840  | 0.802    |
| N213        | 65.000           | 120.000 | 23.000 | 75600              | 85050  | 6300  | 1.000    |
|             |                  |         |        |                    |        |       |          |
| N214        | 70.000           | 125.000 | 24.000 | 78750              | 90900  | 5850  | 1.100    |
| N215        | 75.000           | 130.000 | 25.000 | 90900              | 106200 | 5400  | 1.210    |
|             |                  |         |        |                    |        |       |          |
| N216        | 80.000           | 140.000 | 26.000 | 99900              | 117000 | 5130  | 1.470    |
| N217        | 85.000           | 150.000 | 28.000 | 113400             | 134100 | 4770  | 1.830    |
|             |                  |         |        |                    |        |       |          |
| N218        | 90.000           | 160.000 | 30.000 | 136800             | 160200 | 4500  | 2.250    |
| N219        | 95.000           | 170.000 | 32.000 | 149400             | 175500 | 4230  | 2.720    |
|             |                  |         |        |                    |        |       |          |
| N220        | 100.000          | 180.000 | 34.000 | 164700             | 195300 | 4050  | 3.260    |
| N221        | 105.000          | 190.000 | 36.000 | 180900             | 216900 | 3870  | 3.870    |
|             |                  |         |        |                    |        |       |          |
| N222        | 110.000          | 200.000 | 38.000 | 216000             | 261000 | 3600  | 4.540    |
| N224        | 120.000          | 215.000 | 40.000 | 244800             | 306000 | 3330  | 5.460    |
|             |                  |         |        |                    |        |       |          |
| N226        | 130.000          | 230.000 | 40.000 | 253800             | 324000 | 3060  | 6.170    |
| N228        | 140.000          | 250.000 | 42.000 | 292500             | 378000 | 2790  | 7.720    |
|             |                  |         |        |                    |        |       |          |
| N230        | 150.000          | 270.000 | 45.000 | 337500             | 441000 | 2610  | 9.720    |



\*Note :

\*Mentioned speed ratings are with oil lubrication. For grease lubrication, please use 75% of the indicated values.

\*Above speed rating are for machined cages for pressed Steel Cages, Please use 80% of the indicated Values.



# Cylindrical Roller Bearings



Series : **N3**

**Single Row**

| Bearing No. | Dimensions in mm |         |        | Basic Load Ratings |        | RPM*  | WL (Kg) |
|-------------|------------------|---------|--------|--------------------|--------|-------|---------|
|             |                  |         |        | N                  |        |       |         |
|             | d                | D       | B      | Dynamic            | Static |       |         |
| N304        | 20.000           | 52.000  | 15.000 | 20790              | 17280  | 15300 | 0.149   |
| N305        | 25.000           | 62.000  | 17.000 | 28350              | 24930  | 12600 | 0.235   |
|             |                  |         |        |                    |        |       |         |
| N306        | 30.000           | 72.000  | 19.000 | 34650              | 31500  | 10800 | 0.350   |
| N307        | 35.000           | 80.000  | 21.000 | 44550              | 42300  | 9900  | 0.451   |
|             |                  |         |        |                    |        |       |         |
| N308        | 40.000           | 90.000  | 23.000 | 52650              | 51300  | 8460  | 0.643   |
| N309        | 45.000           | 100.000 | 25.000 | 71100              | 69750  | 7560  | 0.857   |
|             |                  |         |        |                    |        |       |         |
| N310        | 50.000           | 110.000 | 27.000 | 78300              | 77400  | 6930  | 1.110   |
| N311        | 55.000           | 120.000 | 29.000 | 99900              | 99900  | 6300  | 1.420   |
|             |                  |         |        |                    |        |       |         |
| N312        | 60.000           | 120.000 | 31.000 | 111600             | 113400 | 5850  | 1.760   |
| N313        | 65.000           | 140.000 | 33.000 | 121500             | 125100 | 5400  | 2.180   |
|             |                  |         |        |                    |        |       |         |
| N314        | 70.000           | 150.000 | 35.000 | 142200             | 151200 | 4950  | 2.650   |
| N315        | 75.000           | 160.000 | 37.000 | 171000             | 184500 | 4680  | 3.210   |
|             |                  |         |        |                    |        |       |         |
| N316        | 80.000           | 170.000 | 39.000 | 180900             | 200700 | 4320  | 3.770   |
| N317        | 85.000           | 180.000 | 41.000 | 202500             | 222300 | 4140  | 4.440   |
|             |                  |         |        |                    |        |       |         |
| N318        | 90.000           | 190.000 | 43.000 | 216000             | 238500 | 3870  | 5.180   |
| N319        | 95.000           | 200.000 | 45.000 | 246600             | 279000 | 3600  | 5.990   |
|             |                  |         |        |                    |        |       |         |
| N320        | 100.000          | 215.000 | 47.000 | 283500             | 328500 | 3420  | 7.320   |
| N321        | 105.000          | 225.000 | 49.000 | 324000             | 373500 | 3330  | 8.330   |
|             |                  |         |        |                    |        |       |         |
| N322        | 110.000          | 240.000 | 50.000 | 360000             | 418500 | 3150  | 9.770   |
| N324        | 120.000          | 260.000 | 55.000 | 427500             | 495000 | 2880  | 12.500  |
|             |                  |         |        |                    |        |       |         |
| N326        | 130.000          | 280.000 | 58.000 | 504000             | 598500 | 2610  | 17.000  |
| N328        | 140.000          | 300.000 | 62.000 | 553500             | 670500 | 2430  | 20.700  |
|             |                  |         |        |                    |        |       |         |
| N330        | 150.000          | 320.000 | 65.000 | 598500             | 724500 | 2250  | 24.700  |



\*Note :

\*Mentioned speed ratings are with oil lubrication. For grease lubrication, please use 75% of the indicated values.

\*Above speed rating are for machined cages for pressed Steel Cages, Please use 80% of the indicated Valves.

## Single Row

Series : **N4**

| Bearing No. | Dimensions in mm |         |        | Basic Load Ratings |         | RPM* | WL (Kg) |
|-------------|------------------|---------|--------|--------------------|---------|------|---------|
|             |                  |         |        | N                  |         |      |         |
|             | d                | D       | B      | Dynamic            | Static  |      |         |
| N405        | 25.000           | 80.000  | 21.000 | 41850              | 36000   | 9000 | 0.536   |
| N406        | 30.000           | 90.000  | 23.000 | 56250              | 49500   | 7650 | 0.732   |
|             |                  |         |        |                    |         |      |         |
| N407        | 35.000           | 100.000 | 25.000 | 67950              | 62100   | 6750 | 0.965   |
| N408        | 40.000           | 110.000 | 27.000 | 85950              | 80100   | 6030 | 1.270   |
|             |                  |         |        |                    |         |      |         |
| N409        | 45.000           | 120.000 | 29.000 | 103500             | 100800  | 5400 | 1.580   |
| N410        | 50.000           | 130.000 | 31.000 | 125100             | 122400  | 4950 | 1.970   |
|             |                  |         |        |                    |         |      |         |
| N411        | 55.000           | 140.000 | 33.000 | 125100             | 124200  | 4500 | 2.420   |
| N412        | 60.000           | 150.000 | 5.000  | 150300             | 151200  | 4140 | 2.930   |
|             |                  |         |        |                    |         |      |         |
| N413        | 65.000           | 160.000 | 37.000 | 175500             | 182700  | 3870 | 3.500   |
| N414        | 70.000           | 180.000 | 42.000 | 218700             | 231300  | 3600 | 5.100   |
|             |                  |         |        |                    |         |      |         |
| N415        | 75.000           | 190.000 | 45.000 | 235800             | 246600  | 3330 | 6.060   |
| N416        | 80.000           | 200.000 | 48.000 | 269100             | 283500  | 3150 | 7.140   |
|             |                  |         |        |                    |         |      |         |
| N417        | 85.000           | 210.000 | 52.000 | 301500             | 315000  | 2970 | 9.170   |
| N418        | 90.000           | 225.000 | 54.000 | 337500             | 360000  | 2790 | 10.900  |
|             |                  |         |        |                    |         |      |         |
| N419        | 95.000           | 240.000 | 55.000 | 360000             | 400500  | 2610 | 12.900  |
| N420        | 100.000          | 250.000 | 58.000 | 400500             | 445500  | 2520 | 14.500  |
|             |                  |         |        |                    |         |      |         |
| N421        | 105.000          | 260.000 | 60.000 | 445500             | 499500  | 2340 | 16.200  |
| N422        | 110.000          | 280.000 | 65.000 | 495000             | 558000  | 2250 | 20.600  |
|             |                  |         |        |                    |         |      |         |
| N424        | 120.000          | 310.000 | 72.000 | 607500             | 693000  | 2070 | 28.200  |
| N426        | 130.000          | 340.000 | 78.000 | 742500             | 859500  | 1890 | 36.800  |
|             |                  |         |        |                    |         |      |         |
| N428        | 140.000          | 360.000 | 82.000 | 787500             | 918000  | 1710 | 43.200  |
| N430        | 150.000          | 380.000 | 85.000 | 837000             | 1008000 | 1620 | 49.600  |



\*Note :

\*Mentioned speed ratings are with oil lubrication. For grease lubrication, please use 75% of the indicated values.

\*Above speed rating are for machined cages for pressed Steel Cages, Please use 80% of the indicated Values.

# Cylindrical Roller Bearings



Series : **NF2**

**Single Row**

| Bearing No. | Dimensions in mm |         |        | Basic Load Ratings |        | RPM*  | Wt. (Kg) |
|-------------|------------------|---------|--------|--------------------|--------|-------|----------|
|             |                  |         |        | N                  |        |       |          |
|             | d                | D       | B      | Dynamic            | Static |       |          |
| NF204       | 20.000           | 47.000  | 14.000 | 14940              | 12510  | 18000 | 0.109    |
| NF205       | 25.000           | 52.000  | 15.000 | 16920              | 15300  | 14400 | 0.134    |
|             |                  |         |        |                    |        |       |          |
| NF206       | 30.000           | 62.000  | 16.000 | 22410              | 20970  | 12600 | 0.203    |
| NF207       | 35.000           | 72.000  | 17.000 | 31950              | 30600  | 10800 | 0.289    |
|             |                  |         |        |                    |        |       |          |
| NF208       | 40.000           | 80.000  | 18.000 | 39420              | 38700  | 9900  | 0.370    |
| NF209       | 45.000           | 85.000  | 19.000 | 41400              | 42300  | 8910  | 0.423    |
|             |                  |         |        |                    |        |       |          |
| NF210       | 50.000           | 90.000  | 20.000 | 45450              | 49050  | 8100  | 0.460    |
| NF211       | 55.000           | 100.000 | 21.000 | 54900              | 59850  | 7380  | 0.626    |
|             |                  |         |        |                    |        |       |          |
| NF212       | 60.000           | 110.000 | 22.000 | 64800              | 72000  | 6840  | 0.802    |
| NF213       | 65.000           | 120.000 | 23.000 | 75600              | 85050  | 6300  | 1.000    |
|             |                  |         |        |                    |        |       |          |
| NF214       | 70.000           | 125.000 | 24.000 | 78750              | 90900  | 5850  | 1.100    |
| NF215       | 75.000           | 130.000 | 25.000 | 90900              | 106200 | 5400  | 1.210    |
|             |                  |         |        |                    |        |       |          |
| NF216       | 80.000           | 140.000 | 26.000 | 99900              | 117000 | 5130  | 1.470    |
| NF217       | 85.000           | 150.000 | 28.000 | 113400             | 134100 | 4770  | 1.830    |
|             |                  |         |        |                    |        |       |          |
| NF218       | 90.000           | 160.000 | 30.000 | 136800             | 160200 | 4500  | 2.250    |
| NF219       | 95.000           | 170.000 | 32.000 | 149400             | 175500 | 4230  | 2.720    |
|             |                  |         |        |                    |        |       |          |
| NF220       | 100.000          | 180.000 | 34.000 | 164700             | 195300 | 4050  | 3.260    |
| NF221       | 105.000          | 190.000 | 36.000 | 180900             | 216900 | 3870  | 3.870    |
|             |                  |         |        |                    |        |       |          |
| NF222       | 110.000          | 200.000 | 38.000 | 216000             | 261000 | 3600  | 4.540    |
| NF224       | 120.000          | 215.000 | 40.000 | 244800             | 306000 | 3330  | 5.460    |
|             |                  |         |        |                    |        |       |          |
| NF226       | 130.000          | 230.000 | 40.000 | 253800             | 324000 | 3060  | 6.170    |
| NF228       | 140.000          | 250.000 | 42.000 | 292500             | 378000 | 2790  | 7.720    |
|             |                  |         |        |                    |        |       |          |
| NF230       | 150.000          | 270.000 | 45.000 | 337500             | 441000 | 2610  | 9.720    |



\*Note :

\*Mentioned speed ratings are with oil lubrication. For grease lubrication, please use 75% of the indicated values.

\*Above speed rating are for machined cages for pressed Steel Cages, Please use 80% of the indicated Valves.

## Single Row

Series : **NF3**

| Bearing No. | Dimensions in mm |         |        | Basic Load Ratings |        | RPM*  | WL (Kg) |
|-------------|------------------|---------|--------|--------------------|--------|-------|---------|
|             |                  |         |        | N                  |        |       |         |
|             | d                | D       | B      | Dynamic            | Static |       |         |
| NF304       | 20.000           | 52.000  | 15.000 | 20790              | 17280  | 15300 | 0.149   |
| NF305       | 25.000           | 62.000  | 17.000 | 28350              | 24930  | 12600 | 0.235   |
|             |                  |         |        |                    |        |       |         |
| NF306       | 30.000           | 72.000  | 19.000 | 34650              | 31500  | 10800 | 0.350   |
| NF307       | 35.000           | 80.000  | 21.000 | 44550              | 42300  | 9900  | 0.451   |
|             |                  |         |        |                    |        |       |         |
| NF308       | 40.000           | 90.000  | 23.000 | 52650              | 51300  | 8460  | 0.643   |
| NF309       | 45.000           | 100.000 | 25.000 | 71100              | 69750  | 7560  | 0.857   |
|             |                  |         |        |                    |        |       |         |
| NF310       | 50.000           | 110.000 | 27.000 | 78300              | 77400  | 6930  | 1.110   |
| NF311       | 55.000           | 120.000 | 29.000 | 99900              | 99900  | 6300  | 1.420   |
|             |                  |         |        |                    |        |       |         |
| NF312       | 60.000           | 130.000 | 31.000 | 111600             | 113400 | 5850  | 1.760   |
| NF313       | 65.000           | 140.000 | 33.000 | 121500             | 125100 | 5400  | 2.180   |
|             |                  |         |        |                    |        |       |         |
| NF314       | 70.000           | 150.000 | 35.000 | 142200             | 151200 | 4950  | 2.650   |
| NF315       | 75.000           | 160.000 | 37.000 | 171000             | 184500 | 4680  | 3.210   |
|             |                  |         |        |                    |        |       |         |
| NF316       | 80.000           | 170.000 | 39.000 | 180900             | 200700 | 4320  | 3.770   |
| NF317       | 85.000           | 180.000 | 41.000 | 202500             | 222300 | 4140  | 4.440   |
|             |                  |         |        |                    |        |       |         |
| NF318       | 90.000           | 190.000 | 43.000 | 216000             | 238500 | 3870  | 5.180   |
| NF319       | 95.000           | 200.000 | 45.000 | 246600             | 279000 | 3600  | 5.990   |
|             |                  |         |        |                    |        |       |         |
| NF320       | 100.000          | 215.000 | 47.000 | 283500             | 328500 | 3420  | 7.320   |
| NF321       | 105.000          | 225.000 | 49.000 | 324000             | 373500 | 3330  | 8.330   |
|             |                  |         |        |                    |        |       |         |
| NF322       | 110.000          | 240.000 | 50.000 | 360000             | 418500 | 3150  | 9.770   |
| NF324       | 120.000          | 260.000 | 55.000 | 427500             | 495000 | 2880  | 12.500  |
|             |                  |         |        |                    |        |       |         |
| NF326       | 130.000          | 280.000 | 58.000 | 504000             | 598500 | 2610  | 17.000  |
| NF328       | 140.000          | 300.000 | 62.000 | 553500             | 670500 | 2430  | 20.700  |
|             |                  |         |        |                    |        |       |         |
| NF330       | 150.000          | 320.000 | 65.000 | 598500             | 724500 | 2250  | 24.700  |



\*Note :

\*Mentioned speed ratings are with oil lubrication. For grease lubrication, please use 75% of the indicated values.

\*Above speed rating are for machined cages for pressed Steel Cages, Please use 80% of the indicated Values.



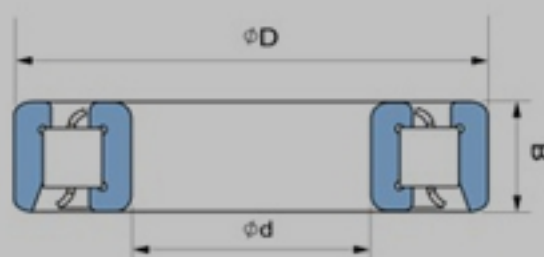
# Cylindrical Roller Bearings



Series : **NF4**

**Single Row**

| Bearing No. | Dimensions in mm |         |        | Basic Load Ratings |         | RPM* | Wt. (Kg) |
|-------------|------------------|---------|--------|--------------------|---------|------|----------|
|             |                  |         |        | N                  |         |      |          |
|             | d                | D       | B      | Dynamic            | Static  |      |          |
| NF405       | 25.000           | 80.000  | 21.000 | 41850              | 36000   | 9000 | 0.536    |
| NF406       | 30.000           | 90.000  | 23.000 | 56250              | 49500   | 7650 | 0.732    |
|             |                  |         |        |                    |         |      |          |
| NF407       | 35.000           | 100.000 | 25.000 | 67950              | 62100   | 6750 | 0.965    |
| NF408       | 40.000           | 110.000 | 27.000 | 85950              | 80100   | 6030 | 1.270    |
|             |                  |         |        |                    |         |      |          |
| NF409       | 45.000           | 120.000 | 29.000 | 103500             | 100800  | 5400 | 1.580    |
| NF410       | 50.000           | 130.000 | 31.000 | 125100             | 122400  | 4950 | 1.970    |
|             |                  |         |        |                    |         |      |          |
| NF411       | 55.000           | 140.000 | 33.000 | 125100             | 124200  | 4500 | 2.420    |
| NF412       | 60.000           | 150.000 | 35.000 | 150300             | 151200  | 4140 | 2.930    |
|             |                  |         |        |                    |         |      |          |
| NF413       | 65.000           | 160.000 | 37.000 | 175500             | 182700  | 3870 | 3.500    |
| NF414       | 70.000           | 180.000 | 42.000 | 218700             | 231300  | 3600 | 5.100    |
|             |                  |         |        |                    |         |      |          |
| NF415       | 75.000           | 190.000 | 45.000 | 235800             | 246600  | 3330 | 6.060    |
| NF416       | 80.000           | 200.000 | 48.000 | 269100             | 283500  | 3150 | 7.140    |
|             |                  |         |        |                    |         |      |          |
| NF417       | 85.000           | 210.000 | 52.000 | 301500             | 315000  | 2970 | 9.170    |
| NF418       | 90.000           | 225.000 | 54.000 | 337500             | 360000  | 2790 | 10.900   |
|             |                  |         |        |                    |         |      |          |
| NF419       | 95.000           | 240.000 | 55.000 | 360000             | 400500  | 2610 | 12.900   |
| NF420       | 100.000          | 250.000 | 58.000 | 400500             | 445500  | 2520 | 14.500   |
|             |                  |         |        |                    |         |      |          |
| NF421       | 105.000          | 260.000 | 60.000 | 445500             | 499500  | 2340 | 16.200   |
| NF422       | 110.000          | 280.000 | 65.000 | 495000             | 558000  | 2250 | 20.600   |
|             |                  |         |        |                    |         |      |          |
| NF424       | 120.000          | 310.000 | 72.000 | 607500             | 693000  | 2070 | 28.200   |
| NF426       | 130.000          | 340.000 | 78.000 | 742500             | 859500  | 1890 | 36.800   |
|             |                  |         |        |                    |         |      |          |
| NF428       | 140.000          | 360.000 | 82.000 | 787500             | 918000  | 1710 | 43.200   |
| NF430       | 150.000          | 380.000 | 85.000 | 837000             | 1008000 | 1620 | 49.600   |



\*Note :

\*Mentioned speed ratings are with oil lubrication. For grease lubrication, please use 75% of the indicated values.

\*Above speed rating are for machined cages for pressed Steel Cages, Please use 80% of the indicated Values.

## Single Row

Series : **NJ2**

| Bearing No. | Dimensions in mm |         |        | Basic Load Ratings |        | RPM*  | WL (Kg) |
|-------------|------------------|---------|--------|--------------------|--------|-------|---------|
|             |                  |         |        | N                  |        |       |         |
|             | d                | D       | B      | Dynamic            | Static |       |         |
| NJ204       | 20.000           | 47.000  | 14.000 | 14940              | 12510  | 18000 | 0.109   |
| NJ205       | 25.000           | 52.000  | 15.000 | 16920              | 15300  | 14400 | 0.134   |
|             |                  |         |        |                    |        |       |         |
| NJ206       | 30.000           | 62.000  | 16.000 | 22410              | 20970  | 12600 | 0.203   |
| NJ207       | 35.000           | 72.000  | 17.000 | 31950              | 30600  | 10800 | 0.289   |
|             |                  |         |        |                    |        |       |         |
| NJ208       | 40.000           | 80.000  | 18.000 | 39420              | 38700  | 9900  | 0.370   |
| NJ209       | 45.000           | 85.000  | 19.000 | 41400              | 42300  | 8910  | 0.423   |
|             |                  |         |        |                    |        |       |         |
| NJ210       | 50.000           | 90.000  | 20.000 | 45450              | 49050  | 8100  | 0.460   |
| NJ211       | 55.000           | 100.000 | 21.000 | 54900              | 59850  | 7380  | 0.626   |
|             |                  |         |        |                    |        |       |         |
| NJ212       | 60.000           | 110.000 | 22.000 | 64800              | 72000  | 6840  | 0.802   |
| NJ213       | 65.000           | 120.000 | 23.000 | 75600              | 85050  | 6300  | 1.000   |
|             |                  |         |        |                    |        |       |         |
| NJ214       | 70.000           | 125.000 | 24.000 | 78750              | 90900  | 5850  | 1.100   |
| NJ215       | 75.000           | 130.000 | 25.000 | 90900              | 106200 | 5400  | 1.210   |
|             |                  |         |        |                    |        |       |         |
| NJ216       | 80.000           | 140.000 | 26.000 | 99900              | 117000 | 5130  | 1.470   |
| NJ217       | 85.000           | 150.000 | 28.000 | 113400             | 134100 | 4770  | 1.830   |
|             |                  |         |        |                    |        |       |         |
| NJ218       | 90.000           | 160.000 | 30.000 | 136800             | 160200 | 4500  | 2.250   |
| NJ219       | 95.000           | 170.000 | 32.000 | 149400             | 175500 | 4230  | 2.720   |
|             |                  |         |        |                    |        |       |         |
| NJ220       | 100.000          | 180.000 | 34.000 | 164700             | 195300 | 4050  | 3.260   |
| NJ221       | 105.000          | 190.000 | 36.000 | 180900             | 216900 | 3870  | 3.870   |
|             |                  |         |        |                    |        |       |         |
| NJ222       | 110.000          | 200.000 | 38.000 | 216000             | 261000 | 3600  | 4.540   |
| NJ224       | 120.000          | 215.000 | 40.000 | 244800             | 306000 | 3330  | 5.460   |
|             |                  |         |        |                    |        |       |         |
| NJ226       | 130.000          | 230.000 | 40.000 | 253800             | 324000 | 3060  | 6.170   |
| NJ228       | 140.000          | 250.000 | 42.000 | 292500             | 378000 | 2790  | 7.720   |
|             |                  |         |        |                    |        |       |         |
| NJ230       | 150.000          | 270.000 | 45.000 | 337500             | 441000 | 2610  | 9.720   |



\*Note :

\*Mentioned speed ratings are with oil lubrication. For grease lubrication, please use 75% of the indicated values.

\*Above speed rating are for machined cages for pressed Steel Cages, Please use 80% of the indicated Values.

# Cylindrical Roller Bearings



Series : **NJ3**

**Single Row**

| Bearing No. | Dimensions in mm |         |        | Basic Load Ratings |        | RPM*  | Wt. (Kg) |
|-------------|------------------|---------|--------|--------------------|--------|-------|----------|
|             |                  |         |        | N                  |        |       |          |
|             | d                | D       | B      | Dynamic            | Static |       |          |
| NJ304       | 20.000           | 52.000  | 15.000 | 20790              | 17280  | 15300 | 0.149    |
| NJ305       | 25.000           | 62.000  | 17.000 | 28350              | 24930  | 12600 | 0.235    |
|             |                  |         |        |                    |        |       |          |
| NJ306       | 30.000           | 72.000  | 19.000 | 34650              | 31500  | 10800 | 0.350    |
| NJ307       | 35.000           | 80.000  | 21.000 | 44550              | 42300  | 9900  | 0.451    |
|             |                  |         |        |                    |        |       |          |
| NJ308       | 40.000           | 90.000  | 23.000 | 52650              | 51300  | 8460  | 0.643    |
| NJ309       | 45.000           | 100.000 | 25.000 | 71100              | 69750  | 7560  | 0.857    |
|             |                  |         |        |                    |        |       |          |
| NJ310       | 50.000           | 110.000 | 27.000 | 78300              | 77400  | 6930  | 1.110    |
| NJ311       | 55.000           | 120.000 | 29.000 | 99900              | 99900  | 6300  | 1.420    |
|             |                  |         |        |                    |        |       |          |
| NJ312       | 60.000           | 120.000 | 31.000 | 111600             | 113400 | 5850  | 1.760    |
| NJ313       | 65.000           | 140.000 | 33.000 | 121500             | 125100 | 5400  | 2.180    |
|             |                  |         |        |                    |        |       |          |
| NJ314       | 70.000           | 150.000 | 35.000 | 142200             | 151200 | 4950  | 2.650    |
| NJ315       | 75.000           | 160.000 | 37.000 | 171000             | 184500 | 4680  | 3.210    |
|             |                  |         |        |                    |        |       |          |
| NJ316       | 80.000           | 170.000 | 39.000 | 180900             | 200700 | 4320  | 3.770    |
| NJ317       | 85.000           | 180.000 | 41.000 | 202500             | 222300 | 4140  | 4.440    |
|             |                  |         |        |                    |        |       |          |
| NJ318       | 90.000           | 190.000 | 43.000 | 216000             | 238500 | 3870  | 5.180    |
| NJ319       | 95.000           | 200.000 | 45.000 | 246600             | 279000 | 3600  | 5.990    |
|             |                  |         |        |                    |        |       |          |
| NJ320       | 100.000          | 215.000 | 47.000 | 283500             | 328500 | 3420  | 7.320    |
| NJ321       | 105.000          | 225.000 | 49.000 | 324000             | 373500 | 3330  | 8.330    |
|             |                  |         |        |                    |        |       |          |
| NJ322       | 110.000          | 240.000 | 50.000 | 360000             | 418500 | 3150  | 9.770    |
| NJ324       | 120.000          | 260.000 | 55.000 | 427500             | 495000 | 2880  | 12.500   |
|             |                  |         |        |                    |        |       |          |
| NJ326       | 130.000          | 280.000 | 58.000 | 504000             | 598500 | 2610  | 17.000   |
| NJ328       | 140.000          | 300.000 | 62.000 | 553500             | 670500 | 2430  | 20.700   |
|             |                  |         |        |                    |        |       |          |
| NJ330       | 150.000          | 320.000 | 65.000 | 598500             | 724500 | 2250  | 24.700   |



\*Note :

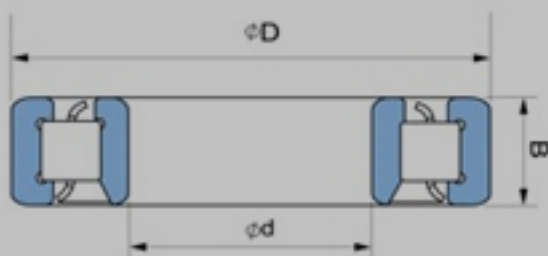
\*Mentioned speed ratings are with oil lubrication. For grease lubrication, please use 75% of the indicated values.

\*Above speed rating are for machined cages for pressed Steel Cages, Please use 80% of the indicated Values.

## Single Row

Series : **NJ4**

| Bearing No. | Dimensions in mm |         |        | Basic Load Ratings |         | RPM* | Wt. (Kg) |
|-------------|------------------|---------|--------|--------------------|---------|------|----------|
|             |                  |         |        | N                  |         |      |          |
|             | d                | D       | B      | Dynamic            | Static  |      |          |
| NJ405       | 25.000           | 80.000  | 21.000 | 41850              | 36000   | 9000 | 0.550    |
| NJ406       | 30.000           | 90.000  | 23.000 | 56250              | 49500   | 7650 | 0.751    |
|             |                  |         |        |                    |         |      |          |
| NJ407       | 35.000           | 100.000 | 25.000 | 67950              | 62100   | 6750 | 0.990    |
| NJ408       | 40.000           | 110.000 | 27.000 | 85950              | 80100   | 6030 | 1.300    |
|             |                  |         |        |                    |         |      |          |
| NJ409       | 45.000           | 120.000 | 29.000 | 103500             | 100800  | 5400 | 1.620    |
| NJ410       | 50.000           | 130.000 | 31.000 | 125100             | 122400  | 4950 | 2.020    |
|             |                  |         |        |                    |         |      |          |
| NJ411       | 55.000           | 140.000 | 33.000 | 125100             | 124200  | 4500 | 2.480    |
| NJ412       | 60.000           | 150.000 | 5.000  | 150300             | 151200  | 4140 | 3.000    |
|             |                  |         |        |                    |         |      |          |
| NJ413       | 65.000           | 160.000 | 37.000 | 175500             | 182700  | 3870 | 3.600    |
| NJ414       | 70.000           | 180.000 | 42.000 | 218700             | 231300  | 3600 | 5.240    |
|             |                  |         |        |                    |         |      |          |
| NJ415       | 75.000           | 190.000 | 45.000 | 235800             | 246600  | 3330 | 6.220    |
| NJ416       | 80.000           | 200.000 | 48.000 | 269100             | 283500  | 3150 | 7.320    |
|             |                  |         |        |                    |         |      |          |
| NJ417       | 85.000           | 210.000 | 52.000 | 301500             | 315000  | 2970 | 9.400    |
| NJ418       | 90.000           | 225.000 | 54.000 | 337500             | 360000  | 2790 | 11.200   |
|             |                  |         |        |                    |         |      |          |
| NJ419       | 95.000           | 240.000 | 55.000 | 360000             | 400500  | 2610 | 13.200   |
| NJ420       | 100.000          | 250.000 | 58.000 | 400500             | 445500  | 2520 | 14.900   |
|             |                  |         |        |                    |         |      |          |
| NJ421       | 105.000          | 260.000 | 60.000 | 445500             | 499500  | 2340 | 16.600   |
| NJ422       | 110.000          | 280.000 | 65.000 | 495000             | 558000  | 2250 | 21.100   |
|             |                  |         |        |                    |         |      |          |
| NJ424       | 120.000          | 310.000 | 72.000 | 607500             | 693000  | 2070 | 28.900   |
| NJ426       | 130.000          | 340.000 | 78.000 | 742500             | 859500  | 1890 | 37.700   |
|             |                  |         |        |                    |         |      |          |
| NJ428       | 140.000          | 360.000 | 82.000 | 787500             | 918000  | 1710 | 44.300   |
| NJ430       | 150.000          | 380.000 | 85.000 | 837000             | 1008000 | 1620 | 50.800   |



\*Note :

\*Mentioned speed ratings are with oil lubrication. For grease lubrication, please use 75% of the indicated values.

\*Above speed rating are for machined cages for pressed Steel Cages, Please use 80% of the indicated Values.



# Cylindrical Roller Bearings



Series : **NJ22**

**Single Row**

| Bearing No. | Dimensions in mm |         |        | Basic Load Ratings |        | RPM*  | Wt. (Kg) |
|-------------|------------------|---------|--------|--------------------|--------|-------|----------|
|             |                  |         |        | N                  |        |       |          |
|             | d                | D       | B      | Dynamic            | Static |       |          |
| NJ2204      | 20.000           | 47.000  | 18.000 | 19980              | 18270  | 16200 | 0.144    |
| NJ2205      | 25.000           | 52.000  | 18.000 | 22590              | 22230  | 13500 | 0.166    |
|             |                  |         |        |                    |        |       |          |
| NJ2206      | 30.000           | 62.000  | 20.000 | 31500              | 32400  | 11700 | 0.255    |
| NJ2207      | 35.000           | 72.000  | 23.000 | 46800              | 49950  | 9900  | 0.404    |
|             |                  |         |        |                    |        |       |          |
| NJ2208      | 40.000           | 80.000  | 23.000 | 52200              | 55800  | 9000  | 0.490    |
| NJ2209      | 45.000           | 85.000  | 23.000 | 55350              | 61200  | 8100  | 0.530    |
|             |                  |         |        |                    |        |       |          |
| NJ2210      | 50.000           | 90.000  | 23.000 | 60750              | 70650  | 7290  | 0.571    |
| NJ2211      | 55.000           | 100.000 | 25.000 | 71100              | 83700  | 6660  | 0.773    |
|             |                  |         |        |                    |        |       |          |
| NJ2212      | 60.000           | 110.000 | 28.000 | 90900              | 110700 | 6120  | 1.060    |
| NJ2213      | 65.000           | 120.000 | 31.000 | 108000             | 134100 | 5670  | 1.400    |
|             |                  |         |        |                    |        |       |          |
| NJ2214      | 70.000           | 125.000 | 31.000 | 112500             | 144000 | 5310  | 1.470    |
| NJ2215      | 75.000           | 130.000 | 31.000 | 122400             | 154800 | 4950  | 1.550    |
|             |                  |         |        |                    |        |       |          |
| NJ2216      | 80.000           | 140.000 | 33.000 | 138600             | 178200 | 4590  | 2.010    |
| NJ2217      | 85.000           | 150.000 | 36.000 | 160200             | 208800 | 4320  | 2.440    |
|             |                  |         |        |                    |        |       |          |
| NJ2218      | 90.000           | 160.000 | 40.000 | 186300             | 238500 | 4140  | 3.100    |
| NJ2219      | 95.000           | 170.000 | 43.000 | 207000             | 268200 | 3870  | 3.790    |
|             |                  |         |        |                    |        |       |          |
| NJ2220      | 100.000          | 180.000 | 46.000 | 232200             | 306000 | 3690  | 4.570    |
| NJ2222      | 110.000          | 200.000 | 53.000 | 301500             | 396000 | 3330  | 6.560    |
|             |                  |         |        |                    |        |       |          |
| NJ2224      | 120.000          | 215.000 | 58.000 | 342000             | 472500 | 3060  | 8.190    |
| NJ2226      | 130.000          | 230.000 | 64.000 | 355500             | 504000 | 2790  | 10.200   |
|             |                  |         |        |                    |        |       |          |
| NJ2228      | 140.000          | 250.000 | 68.000 | 418500             | 603000 | 2520  | 12.900   |
| NJ2230      | 150.000          | 270.000 | 73.000 | 490500             | 720000 | 2340  | 16.300   |



\*Note :

\*Mentioned speed ratings are with oil lubrication. For grease lubrication, please use 75% of the indicated values.

\*Above speed rating are for machined cages for pressed Steel Cages, Please use 80% of the indicated Valves.

## Single Row

Series : **NJ23**

| Bearing No. | Dimensions in mm |         |         | Basic Load Ratings |         | RPM*  | WL (Kg) |
|-------------|------------------|---------|---------|--------------------|---------|-------|---------|
|             |                  |         |         | N                  |         |       |         |
|             | d                | D       | B       | Dynamic            | Static  |       |         |
| NJ2304      | 20.000           | 52.000  | 21.000  | 29700              | 27000   | 13500 | 0.250   |
| NJ2305      | 25.000           | 62.000  | 24.000  | 41400              | 40500   | 10800 | 0.343   |
|             |                  |         |         |                    |         |       |         |
| NJ2306      | 30.000           | 72.000  | 27.000  | 46350              | 45900   | 9900  | 0.520   |
| NJ2307      | 35.000           | 80.000  | 31.000  | 58050              | 58950   | 8370  | 0.720   |
|             |                  |         |         |                    |         |       |         |
| NJ2308      | 40.000           | 90.000  | 33.000  | 74250              | 79200   | 7380  | 0.951   |
| NJ2309      | 45.000           | 100.000 | 36.000  | 95400              | 101700  | 6660  | 1.270   |
|             |                  |         |         |                    |         |       |         |
| NJ2310      | 50.000           | 110.000 | 40.000  | 108900             | 117900  | 6030  | 1.700   |
| NJ2311      | 55.000           | 120.000 | 43.000  | 133200             | 145800  | 5490  | 2.170   |
|             |                  |         |         |                    |         |       |         |
| NJ2312      | 60.000           | 120.000 | 46.000  | 152100             | 169200  | 5130  | 2.710   |
| NJ2313      | 65.000           | 140.000 | 48.000  | 169200             | 190800  | 4680  | 3.270   |
|             |                  |         |         |                    |         |       |         |
| NJ2314      | 70.000           | 150.000 | 51.000  | 200700             | 235800  | 4320  | 3.980   |
| NJ2315      | 75.000           | 160.000 | 55.000  | 246600             | 292500  | 4050  | 4.870   |
|             |                  |         |         |                    |         |       |         |
| NJ2316      | 80.000           | 170.000 | 58.000  | 246600             | 297000  | 3780  | 5.790   |
| NJ2317      | 85.000           | 180.000 | 60.000  | 283500             | 342000  | 3600  | 6.700   |
|             |                  |         |         |                    |         |       |         |
| NJ2318      | 90.000           | 190.000 | 64.000  | 292500             | 355500  | 3420  | 7.950   |
| NJ2319      | 95.000           | 200.000 | 67.000  | 355500             | 445500  | 3150  | 9.200   |
|             |                  |         |         |                    |         |       |         |
| NJ2320      | 100.000          | 215.000 | 73.000  | 414000             | 531000  | 3060  | 11.700  |
| NJ2322      | 110.000          | 240.000 | 80.000  | 544500             | 711000  | 2790  | 17.100  |
|             |                  |         |         |                    |         |       |         |
| NJ2324      | 120.000          | 260.000 | 86.000  | 639000             | 828000  | 2520  | 21.500  |
| NJ2326      | 130.000          | 280.000 | 93.000  | 756000             | 1017000 | 2340  | 29.600  |
|             |                  |         |         |                    |         |       |         |
| NJ2328      | 140.000          | 300.000 | 102.000 | 828000             | 1125000 | 2070  | 33.800  |
| NJ2330      | 150.000          | 320.000 | 108.000 | 918000             | 1260000 | 1980  | 40.600  |



\*Note :

\*Mentioned speed ratings are with oil lubrication. For grease lubrication, please use 75% of the indicated values.

\*Above speed rating are for machined cages for pressed Steel Cages, Please use 80% of the indicated Values.

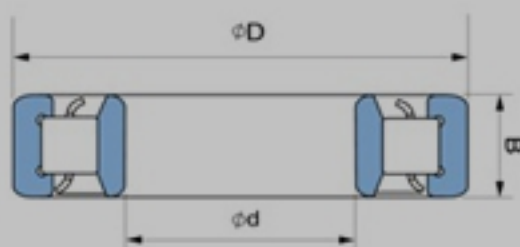
# Cylindrical Roller Bearings



Series : **NU2**

**Single Row**

| Bearing No. | Dimensions in mm |         |        | Basic Load Ratings |        | RPM*  | Wt. (Kg) |
|-------------|------------------|---------|--------|--------------------|--------|-------|----------|
|             |                  |         |        | N                  |        |       |          |
|             | d                | D       | B      | Dynamic            | Static |       |          |
| NU203       | 17.000           | 40.000  | 12.000 | 9400               | 6000   | 16000 | 0.068    |
| NU204       | 20.000           | 47.000  | 14.000 | 14940              | 12510  | 18000 | 0.111    |
|             |                  |         |        |                    |        |       |          |
| NU205       | 25.000           | 52.000  | 15.000 | 16920              | 15300  | 14400 | 0.137    |
| NU206       | 30.000           | 62.000  | 16.000 | 22410              | 20970  | 12600 | 0.207    |
|             |                  |         |        |                    |        |       |          |
| NU207       | 35.000           | 72.000  | 17.000 | 31950              | 30600  | 10800 | 0.295    |
| NU208       | 40.000           | 80.000  | 18.000 | 39420              | 38700  | 9900  | 0.378    |
|             |                  |         |        |                    |        |       |          |
| NU209       | 45.000           | 85.000  | 19.000 | 41400              | 42300  | 8910  | 0.432    |
| NU210       | 50.000           | 90.000  | 20.000 | 45450              | 49050  | 8100  | 0.470    |
|             |                  |         |        |                    |        |       |          |
| NU211       | 55.000           | 100.000 | 21.000 | 54900              | 59850  | 7380  | 0.638    |
| NU212       | 60.000           | 110.000 | 22.000 | 64800              | 72000  | 6840  | 0.818    |
|             |                  |         |        |                    |        |       |          |
| NU213       | 65.000           | 120.000 | 23.000 | 75600              | 85050  | 6300  | 1.020    |
| NU214       | 70.000           | 125.000 | 24.000 | 78750              | 90900  | 5850  | 1.120    |
|             |                  |         |        |                    |        |       |          |
| NU215       | 75.000           | 130.000 | 25.000 | 90900              | 106200 | 5400  | 1.230    |
| NU216       | 80.000           | 140.000 | 26.000 | 99900              | 117000 | 5130  | 1.500    |
|             |                  |         |        |                    |        |       |          |
| NU217       | 85.000           | 150.000 | 28.000 | 113400             | 134100 | 4770  | 1.870    |
| NU218       | 90.000           | 160.000 | 30.000 | 136800             | 160200 | 4500  | 2.300    |
|             |                  |         |        |                    |        |       |          |
| NU219       | 95.000           | 170.000 | 32.000 | 149400             | 175500 | 4230  | 2.780    |
| NU220       | 100.000          | 180.000 | 34.000 | 164700             | 195300 | 4050  | 3.330    |
|             |                  |         |        |                    |        |       |          |
| NU221       | 105.000          | 190.000 | 36.000 | 180900             | 216900 | 3870  | 3.950    |
| NU222       | 110.000          | 200.000 | 38.000 | 216000             | 261000 | 3600  | 4.630    |
|             |                  |         |        |                    |        |       |          |
| NU224       | 120.000          | 215.000 | 40.000 | 244800             | 306000 | 3330  | 5.570    |
| NU226       | 130.000          | 230.000 | 40.000 | 253800             | 324000 | 3060  | 6.300    |
|             |                  |         |        |                    |        |       |          |
| NU228       | 140.000          | 250.000 | 42.000 | 292500             | 378000 | 2790  | 7.880    |
| NU230       | 150.000          | 270.000 | 45.000 | 337500             | 441000 | 2610  | 9.920    |



\*Note :

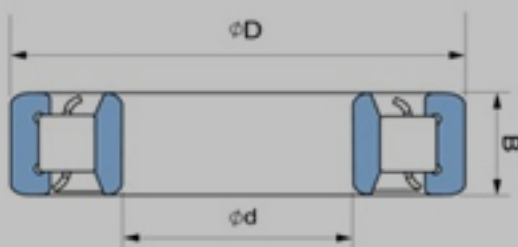
\*Mentioned speed ratings are with oil lubrication. For grease lubrication, please use 75% of the indicated values.

\*Above speed rating are for machined cages for pressed Steel Cages, Please use 80% of the indicated Values.

## Single Row

Series : **NU3**

| Bearing No. | Dimensions in mm |         |        | Basic Load Ratings |        | RPM*  | WL (Kg) |
|-------------|------------------|---------|--------|--------------------|--------|-------|---------|
|             | d                | D       | B      | N                  |        |       |         |
|             |                  |         |        | Dynamic            | Static |       |         |
| NU304       | 20.000           | 52.000  | 15.000 | 20790              | 17280  | 15300 | 0.153   |
| NU305       | 25.000           | 62.000  | 17.000 | 28350              | 24930  | 12600 | 0.241   |
|             |                  |         |        |                    |        |       |         |
| NU306       | 30.000           | 72.000  | 19.000 | 34650              | 31500  | 10800 | 0.358   |
| NU307       | 35.000           | 80.000  | 21.000 | 44550              | 42300  | 9900  | 0.461   |
|             |                  |         |        |                    |        |       |         |
| NU308       | 40.000           | 90.000  | 23.000 | 52650              | 51300  | 8460  | 0.658   |
| NU309       | 45.000           | 100.000 | 25.000 | 71100              | 69750  | 7560  | 0.877   |
|             |                  |         |        |                    |        |       |         |
| NU310       | 50.000           | 110.000 | 27.000 | 78300              | 77400  | 6930  | 1.140   |
| NU311       | 55.000           | 120.000 | 29.000 | 99900              | 99900  | 6300  | 1.450   |
|             |                  |         |        |                    |        |       |         |
| NU312       | 60.000           | 120.000 | 31.000 | 111600             | 113400 | 5850  | 1.800   |
| NU313       | 65.000           | 140.000 | 33.000 | 121500             | 125100 | 5400  | 2.230   |
|             |                  |         |        |                    |        |       |         |
| NU314       | 70.000           | 150.000 | 35.000 | 142200             | 151200 | 4950  | 2.710   |
| NU315       | 75.000           | 160.000 | 37.000 | 171000             | 184500 | 4680  | 3.280   |
|             |                  |         |        |                    |        |       |         |
| NU316       | 80.000           | 170.000 | 39.000 | 180900             | 200700 | 4320  | 3.860   |
| NU317       | 85.000           | 180.000 | 41.000 | 202500             | 222300 | 4140  | 4.540   |
|             |                  |         |        |                    |        |       |         |
| NU318       | 90.000           | 190.000 | 43.000 | 216000             | 238500 | 3870  | 5.300   |
| NU319       | 95.000           | 200.000 | 45.000 | 246600             | 279000 | 3600  | 6.130   |
|             |                  |         |        |                    |        |       |         |
| NU320       | 100.000          | 215.000 | 47.000 | 283500             | 328500 | 3420  | 7.490   |
| NU321       | 105.000          | 225.000 | 49.000 | 324000             | 373500 | 3330  | 8.530   |
|             |                  |         |        |                    |        |       |         |
| NU322       | 110.000          | 240.000 | 50.000 | 360000             | 418500 | 3150  | 10.000  |
| NU324       | 120.000          | 260.000 | 55.000 | 427500             | 495000 | 2880  | 12.800  |
|             |                  |         |        |                    |        |       |         |
| NU326       | 130.000          | 280.000 | 58.000 | 504000             | 598500 | 2610  | 17.400  |
| NU328       | 140.000          | 300.000 | 62.000 | 553500             | 670500 | 2430  | 21.200  |
|             |                  |         |        |                    |        |       |         |
| NU330       | 150.000          | 320.000 | 65.000 | 598500             | 724500 | 2250  | 25.300  |



\*Note :

\*Mentioned speed ratings are with oil lubrication. For grease lubrication, please use 75% of the indicated values.

\*Above speed rating are for machined cages for pressed Steel Cages, Please use 80% of the indicated Values.



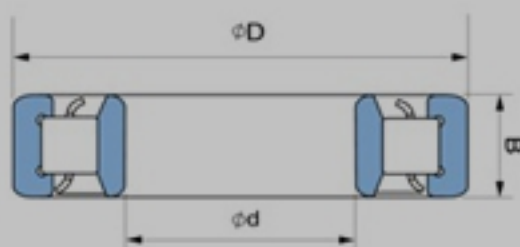
# Cylindrical Roller Bearings



Series : **NU4**

**Single Row**

| Bearing No. | Dimensions in mm |         |        | Basic Load Ratings |         | RPM* | WL (Kg) |
|-------------|------------------|---------|--------|--------------------|---------|------|---------|
|             | d                | D       | B      | N                  |         |      |         |
|             |                  |         |        | Dynamic            | Static  |      |         |
| NU405       | 25.000           | 80.000  | 21.000 | 41850              | 36000   | 9000 | 0.550   |
| NU406       | 30.000           | 90.000  | 23.000 | 56250              | 49500   | 7650 | 0.751   |
| NU407       | 35.000           | 100.000 | 25.000 | 67950              | 62100   | 6750 | 0.990   |
| NU408       | 40.000           | 110.000 | 27.000 | 85950              | 80100   | 6030 | 1.300   |
| NU409       | 45.000           | 120.000 | 29.000 | 103500             | 100800  | 5400 | 1.620   |
| NU410       | 50.000           | 130.000 | 31.000 | 125100             | 122400  | 4950 | 2.020   |
| NU411       | 55.000           | 140.000 | 33.000 | 125100             | 124200  | 4500 | 2.480   |
| NU412       | 60.000           | 150.000 | 5.000  | 150300             | 151200  | 4140 | 3.000   |
| NU413       | 65.000           | 160.000 | 37.000 | 175500             | 182700  | 3870 | 3.600   |
| NU414       | 70.000           | 180.000 | 42.000 | 218700             | 231300  | 3600 | 5.240   |
| NU415       | 75.000           | 190.000 | 45.000 | 235800             | 246600  | 3330 | 6.220   |
| NU416       | 80.000           | 200.000 | 48.000 | 269100             | 283500  | 3150 | 7.320   |
| NU417       | 85.000           | 210.000 | 52.000 | 301500             | 315000  | 2970 | 9.400   |
| NU418       | 90.000           | 225.000 | 54.000 | 337500             | 360000  | 2790 | 11.200  |
| NU419       | 95.000           | 240.000 | 55.000 | 360000             | 400500  | 2610 | 13.200  |
| NU420       | 100.000          | 250.000 | 58.000 | 400500             | 445500  | 2520 | 14.900  |
| NU421       | 105.000          | 260.000 | 60.000 | 445500             | 499500  | 2340 | 16.600  |
| NU422       | 110.000          | 280.000 | 65.000 | 495000             | 558000  | 2250 | 21.100  |
| NU424       | 120.000          | 310.000 | 72.000 | 607500             | 693000  | 2070 | 28.900  |
| NU426       | 130.000          | 340.000 | 78.000 | 742500             | 859500  | 1890 | 37.700  |
| NU428       | 140.000          | 360.000 | 82.000 | 787500             | 918000  | 1710 | 44.300  |
| NU430       | 150.000          | 380.000 | 85.000 | 837000             | 1008000 | 1620 | 50.800  |



\*Note :

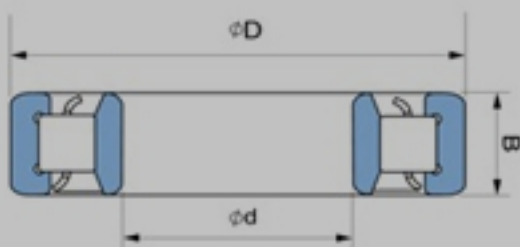
\*Mentioned speed ratings are with oil lubrication. For grease lubrication, please use 75% of the indicated values.

\*Above speed rating are for machined cages for pressed Steel Cages, Please use 80% of the indicated Values.

## Single Row

Series : **NU10**

| Bearing No. | Dimensions in mm |         |        | Basic Load Ratings |        | RPM*  | Wt. (Kg) |
|-------------|------------------|---------|--------|--------------------|--------|-------|----------|
|             |                  |         |        | N                  |        |       |          |
|             | d                | D       | B      | Dynamic            | Static |       |          |
| NU1005      | 25.000           | 47.000  | 12.000 | 13590              | 12690  | 17100 | 0.092    |
| NU1006      | 30.000           | 55.000  | 13.000 | 17730              | 17640  | 14400 | 0.130    |
|             |                  |         |        |                    |        |       |          |
| NU1007      | 35.000           | 62.000  | 14.000 | 20340              | 20880  | 13500 | 0.179    |
| NU1008      | 40.000           | 68.000  | 15.000 | 24570              | 26100  | 11700 | 0.220    |
|             |                  |         |        |                    |        |       |          |
| NU1009      | 45.000           | 75.000  | 16.000 | 27900              | 30600  | 10800 | 0.280    |
| NU1010      | 50.000           | 80.000  | 16.000 | 28800              | 32400  | 9900  | 0.295    |
|             |                  |         |        |                    |        |       |          |
| NU1011      | 55.000           | 90.000  | 18.000 | 33750              | 39600  | 8730  | 0.442    |
| NU1012      | 60.000           | 95.000  | 18.000 | 36000              | 43650  | 7920  | 0.474    |
|             |                  |         |        |                    |        |       |          |
| NU1013      | 65.000           | 100.000 | 18.000 | 36900              | 45900  | 7380  | 0.485    |
| NU1014      | 70.000           | 110.000 | 20.000 | 52650              | 63450  | 6840  | 0.699    |
|             |                  |         |        |                    |        |       |          |
| NU1015      | 75.000           | 115.000 | 20.000 | 54000              | 67050  | 6390  | 0.738    |
| NU1016      | 80.000           | 125.000 | 22.000 | 65250              | 81450  | 6030  | 0.980    |
|             |                  |         |        |                    |        |       |          |
| NU1017      | 85.000           | 130.000 | 22.000 | 67050              | 85950  | 5670  | 1.030    |
| NU1018      | 90.000           | 140.000 | 24.000 | 79200              | 102600 | 5310  | 1.330    |
|             |                  |         |        |                    |        |       |          |
| NU1019      | 95.000           | 145.000 | 24.000 | 81450              | 108000 | 5040  | 1.400    |
| NU1020      | 100.000          | 150.000 | 24.000 | 83700              | 113400 | 4860  | 1.450    |
|             |                  |         |        |                    |        |       |          |
| NU1021      | 105.000          | 160.000 | 26.000 | 94500              | 127800 | 4590  | 1.840    |
| NU1022      | 110.000          | 170.000 | 28.000 | 117900             | 156600 | 4320  | 2.330    |
|             |                  |         |        |                    |        |       |          |
| NU1024      | 120.000          | 180.000 | 28.000 | 125100             | 171900 | 3960  | 2.440    |
| NU1026      | 130.000          | 200.000 | 33.000 | 154800             | 214200 | 3600  | 3.690    |
|             |                  |         |        |                    |        |       |          |
| NU1028      | 140.000          | 210.000 | 33.000 | 158400             | 225000 | 3420  | 4.050    |
| NU1030      | 150.000          | 225.000 | 35.000 | 181800             | 264600 | 3150  | 4.770    |



\*Note :

\*Mentioned speed ratings are with oil lubrication. For grease lubrication, please use 75% of the indicated values.

\*Above speed rating are for machined cages for pressed Steel Cages, Please use 80% of the indicated Values.

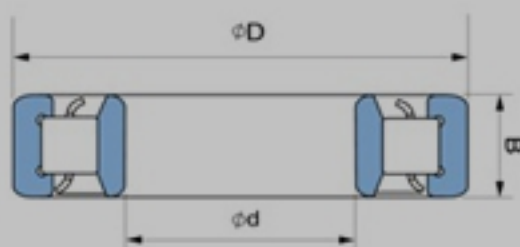
# Cylindrical Roller Bearings



Series : **NU22**

**Single Row**

| Bearing No. | Dimensions in mm |         |        | Basic Load Ratings |        | RPM*  | WL (Kg) |
|-------------|------------------|---------|--------|--------------------|--------|-------|---------|
|             | d                | D       | B      | Dynamic            | Static |       |         |
| NU2204      | 20.000           | 47.000  | 18.000 | 19980              | 18270  | 16200 | 0.144   |
| NU2205      | 25.000           | 52.000  | 18.000 | 22590              | 22230  | 13500 | 0.166   |
| NU2206      | 30.000           | 62.000  | 20.000 | 31500              | 32400  | 11700 | 0.261   |
| NU2207      | 35.000           | 72.000  | 23.000 | 46800              | 49950  | 9900  | 0.404   |
| NU2208      | 40.000           | 80.000  | 23.000 | 52200              | 55800  | 9000  | 0.490   |
| NU2209      | 45.000           | 85.000  | 23.000 | 55350              | 61200  | 8100  | 0.530   |
| NU2210      | 50.000           | 90.000  | 23.000 | 60750              | 70650  | 7290  | 0.571   |
| NU2211      | 55.000           | 100.000 | 25.000 | 71100              | 83700  | 6660  | 0.773   |
| NU2212      | 60.000           | 110.000 | 28.000 | 90900              | 110700 | 6120  | 1.060   |
| NU2213      | 65.000           | 120.000 | 31.000 | 108000             | 134100 | 5670  | 1.400   |
| NU2214      | 70.000           | 125.000 | 31.000 | 112500             | 144000 | 5310  | 1.470   |
| NU2215      | 75.000           | 130.000 | 31.000 | 122400             | 154800 | 4950  | 1.550   |
| NU2216      | 80.000           | 140.000 | 33.000 | 138600             | 178200 | 4590  | 1.930   |
| NU2217      | 85.000           | 150.000 | 36.000 | 160200             | 208800 | 4320  | 2.440   |
| NU2218      | 90.000           | 160.000 | 40.000 | 186300             | 238500 | 4140  | 3.100   |
| NU2219      | 95.000           | 170.000 | 43.000 | 207000             | 268200 | 3870  | 3.790   |
| NU2220      | 100.000          | 180.000 | 46.000 | 232200             | 306000 | 3690  | 4.570   |
| NU2222      | 110.000          | 200.000 | 53.000 | 301500             | 396000 | 3330  | 6.560   |
| NU2224      | 120.000          | 215.000 | 58.000 | 342000             | 472500 | 3060  | 8.190   |
| NU2226      | 130.000          | 230.000 | 64.000 | 355500             | 504000 | 2790  | 10.200  |
| NU2228      | 140.000          | 250.000 | 68.000 | 418500             | 603000 | 2520  | 12.900  |
| NU2230      | 150.000          | 270.000 | 73.000 | 490500             | 720000 | 2340  | 16.300  |



\*Note :

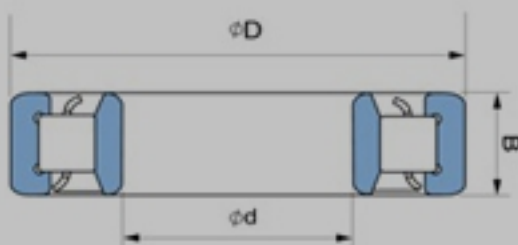
\*Mentioned speed ratings are with oil lubrication. For grease lubrication, please use 75% of the indicated values.

\*Above speed rating are for machined cages for pressed Steel Cages, Please use 80% of the indicated Values.

## Single Row

Series : **NU23**

| Bearing No. | Dimensions in mm |         |         | Basic Load Ratings |         | RPM*  | WL (Kg) |
|-------------|------------------|---------|---------|--------------------|---------|-------|---------|
|             |                  |         |         | N                  |         |       |         |
|             | d                | D       | B       | Dynamic            | Static  |       |         |
| NU2304      | 20.000           | 52.000  | 21.000  | 29700              | 27000   | 13500 | 0.250   |
| NU2305      | 25.000           | 62.000  | 24.000  | 41400              | 40500   | 10800 | 0.343   |
|             |                  |         |         |                    |         |       |         |
| NU2306      | 30.000           | 72.000  | 27.000  | 46350              | 45900   | 9900  | 0.513   |
| NU2307      | 35.000           | 80.000  | 31.000  | 58050              | 58950   | 8370  | 0.712   |
|             |                  |         |         |                    |         |       |         |
| NU2308      | 40.000           | 90.000  | 33.000  | 74250              | 79200   | 7380  | 0.951   |
| NU2309      | 45.000           | 100.000 | 36.000  | 95400              | 101700  | 6660  | 1.270   |
|             |                  |         |         |                    |         |       |         |
| NU2310      | 50.000           | 110.000 | 40.000  | 108900             | 117900  | 6030  | 1.700   |
| NU2311      | 55.000           | 120.000 | 43.000  | 133200             | 145800  | 5490  | 2.170   |
|             |                  |         |         |                    |         |       |         |
| NU2312      | 60.000           | 120.000 | 46.000  | 152100             | 169200  | 5130  | 2.710   |
| NU2313      | 65.000           | 140.000 | 48.000  | 169200             | 190800  | 4680  | 3.270   |
|             |                  |         |         |                    |         |       |         |
| NU2314      | 70.000           | 150.000 | 51.000  | 200700             | 235800  | 4320  | 3.980   |
| NU2315      | 75.000           | 160.000 | 55.000  | 246600             | 292500  | 4050  | 4.870   |
|             |                  |         |         |                    |         |       |         |
| NU2316      | 80.000           | 170.000 | 58.000  | 246600             | 297000  | 3780  | 5.790   |
| NU2317      | 85.000           | 180.000 | 60.000  | 283500             | 342000  | 3600  | 6.700   |
|             |                  |         |         |                    |         |       |         |
| NU2318      | 90.000           | 190.000 | 64.000  | 292500             | 355500  | 3420  | 7.950   |
| NU2319      | 95.000           | 200.000 | 67.000  | 355500             | 445500  | 3150  | 9.200   |
|             |                  |         |         |                    |         |       |         |
| NU2320      | 100.000          | 215.000 | 73.000  | 414000             | 531000  | 3060  | 11.700  |
| NU2322      | 110.000          | 240.000 | 80.000  | 544500             | 711000  | 2790  | 17.100  |
|             |                  |         |         |                    |         |       |         |
| NU2324      | 120.000          | 260.000 | 86.000  | 639000             | 828000  | 2520  | 21.500  |
| NU2326      | 130.000          | 280.000 | 93.000  | 756000             | 1017000 | 2340  | 26.900  |
|             |                  |         |         |                    |         |       |         |
| NU2328      | 140.000          | 300.000 | 102.000 | 828000             | 1125000 | 2070  | 33.800  |
| NU2330      | 150.000          | 320.000 | 108.000 | 918000             | 1260000 | 1980  | 40.600  |



\*Note :

\*Mentioned speed ratings are with oil lubrication. For grease lubrication, please use 75% of the indicated values.

\*Above speed rating are for machined cages for pressed Steel Cages, Please use 80% of the indicated Values.



# Cylindrical Roller Bearings



Series : **NUP2**

**Single Row**

| Bearing No. | Dimensions in mm |         |        | Basic Load Ratings |        | RPM*  | Wt. (Kg) |
|-------------|------------------|---------|--------|--------------------|--------|-------|----------|
|             | d                | D       | B      | Dynamic N          | Static |       |          |
| NUP203      | 17.000           | 40.000  | 12.000 | 9400               | 6000   | 16000 | 0.080    |
| NUP204      | 20.000           | 47.000  | 14.000 | 14940              | 12510  | 18000 | 0.111    |
| NUP205      | 25.000           | 52.000  | 15.000 | 16920              | 15300  | 14400 | 0.137    |
| NUP206      | 30.000           | 62.000  | 16.000 | 22410              | 20970  | 12600 | 0.207    |
| NUP207      | 35.000           | 72.000  | 17.000 | 31950              | 30600  | 10800 | 0.295    |
| NUP208      | 40.000           | 80.000  | 18.000 | 39420              | 38700  | 9900  | 0.378    |
| NUP209      | 45.000           | 85.000  | 19.000 | 41400              | 42300  | 8910  | 0.432    |
| NUP210      | 50.000           | 90.000  | 20.000 | 45450              | 49050  | 8100  | 0.470    |
| NUP211      | 55.000           | 100.000 | 21.000 | 54900              | 59850  | 7380  | 0.630    |
| NUP212      | 60.000           | 110.000 | 22.000 | 64800              | 72000  | 6840  | 0.820    |
| NUP213      | 65.000           | 120.000 | 23.000 | 75600              | 85050  | 6300  | 1.020    |
| NUP214      | 70.000           | 125.000 | 24.000 | 78750              | 90900  | 5850  | 1.120    |
| NUP215      | 75.000           | 130.000 | 25.000 | 90900              | 106200 | 5400  | 1.230    |
| NUP216      | 80.000           | 140.000 | 26.000 | 99900              | 117000 | 5130  | 1.500    |
| NUP217      | 85.000           | 150.000 | 28.000 | 113400             | 134100 | 4770  | 1.870    |
| NUP218      | 90.000           | 160.000 | 30.000 | 136800             | 160200 | 4500  | 2.300    |
| NUP219      | 95.000           | 170.000 | 32.000 | 149400             | 175500 | 4230  | 2.780    |
| NUP220      | 100.000          | 180.000 | 34.000 | 164700             | 195300 | 4050  | 3.330    |
| NUP221      | 105.000          | 190.000 | 36.000 | 180900             | 216900 | 3870  | 3.950    |
| NUP222      | 110.000          | 200.000 | 38.000 | 216000             | 261000 | 3600  | 4.630    |
| NUP224      | 120.000          | 215.000 | 40.000 | 244800             | 306000 | 3330  | 5.670    |
| NUP226      | 130.000          | 230.000 | 40.000 | 253800             | 324000 | 3060  | 6.300    |
| NUP228      | 140.000          | 250.000 | 42.000 | 292500             | 378000 | 2790  | 7.880    |
| NUP230      | 150.000          | 270.000 | 45.000 | 337500             | 441000 | 2610  | 9.920    |



\*Note :

\*Mentioned speed ratings are with oil lubrication. For grease lubrication, please use 75% of the indicated values.

\*Above speed rating are for machined cages for pressed Steel Cages, Please use 80% of the indicated Valves.

## Single Row

Series : **NU23**

| Bearing No. | Dimensions in mm |         |        | Basic Load Ratings |        | RPM*  | WL (Kg) |
|-------------|------------------|---------|--------|--------------------|--------|-------|---------|
|             | d                | D       | B      | N                  |        |       |         |
|             |                  |         |        | Dynamic            | Static |       |         |
| NUP304      | 20.000           | 52.000  | 15.000 | 20790              | 17280  | 15300 | 0.153   |
| NUP305      | 25.000           | 62.000  | 17.000 | 28350              | 24930  | 12600 | 0.241   |
|             |                  |         |        |                    |        |       |         |
| NUP306      | 30.000           | 72.000  | 19.000 | 34650              | 31500  | 10800 | 0.358   |
| NUP307      | 35.000           | 80.000  | 21.000 | 44550              | 42300  | 9900  | 0.461   |
|             |                  |         |        |                    |        |       |         |
| NUP308      | 40.000           | 90.000  | 23.000 | 52650              | 51300  | 8460  | 0.658   |
| NUP309      | 45.000           | 100.000 | 25.000 | 71100              | 69750  | 7560  | 0.877   |
|             |                  |         |        |                    |        |       |         |
| NUP310      | 50.000           | 110.000 | 27.000 | 78300              | 77400  | 6930  | 1.140   |
| NUP311      | 55.000           | 120.000 | 29.000 | 99900              | 99900  | 6300  | 1.145   |
|             |                  |         |        |                    |        |       |         |
| NUP312      | 60.000           | 120.000 | 31.000 | 111600             | 113400 | 5850  | 1.800   |
| NUP313      | 65.000           | 140.000 | 33.000 | 121500             | 125100 | 5400  | 2.230   |
|             |                  |         |        |                    |        |       |         |
| NUP314      | 70.000           | 150.000 | 35.000 | 142200             | 151200 | 4950  | 2.710   |
| NUP315      | 75.000           | 160.000 | 37.000 | 171000             | 184500 | 4680  | 3.280   |
|             |                  |         |        |                    |        |       |         |
| NUP316      | 80.000           | 170.000 | 39.000 | 180900             | 200700 | 4320  | 3.860   |
| NUP317      | 85.000           | 180.000 | 41.000 | 202500             | 222300 | 4140  | 4.540   |
|             |                  |         |        |                    |        |       |         |
| NUP318      | 90.000           | 190.000 | 43.000 | 216000             | 238500 | 3870  | 5.300   |
| NUP319      | 95.000           | 200.000 | 45.000 | 246600             | 279000 | 3600  | 6.130   |
|             |                  |         |        |                    |        |       |         |
| NUP320      | 100.000          | 215.000 | 47.000 | 283500             | 328500 | 3420  | 7.490   |
| NUP321      | 105.000          | 225.000 | 49.000 | 324000             | 373500 | 3330  | 8.530   |
|             |                  |         |        |                    |        |       |         |
| NUP322      | 110.000          | 240.000 | 50.000 | 360000             | 418500 | 3150  | 10.000  |
| NUP324      | 120.000          | 260.000 | 55.000 | 427500             | 495000 | 2880  | 12.800  |
|             |                  |         |        |                    |        |       |         |
| NUP326      | 130.000          | 280.000 | 58.000 | 504000             | 598500 | 2610  | 17.400  |
| NUP328      | 140.000          | 300.000 | 62.000 | 553500             | 670500 | 2430  | 21.200  |
|             |                  |         |        |                    |        |       |         |
| NUP330      | 150.000          | 320.000 | 65.000 | 598500             | 724500 | 2250  | 25.300  |



\*Note :

\*Mentioned speed ratings are with oil lubrication. For grease lubrication, please use 75% of the indicated values.

\*Above speed rating are for machined cages for pressed Steel Cages, Please use 80% of the indicated Values.

# Cylindrical Roller Bearings



Series : **NUP4**

**Single Row**

| Bearing No. | Dimensions in mm |         |        | Basic Load Ratings |         | RPM* | WL (Kg) |
|-------------|------------------|---------|--------|--------------------|---------|------|---------|
|             |                  |         |        | N                  |         |      |         |
|             | d                | D       | B      | Dynamic            | Static  |      |         |
| NUP405      | 25.000           | 80.000  | 21.000 | 41850              | 36000   | 9000 | 0.550   |
| NUP406      | 30.000           | 90.000  | 23.000 | 56250              | 49500   | 7650 | 0.751   |
|             |                  |         |        |                    |         |      |         |
| NUP407      | 35.000           | 100.000 | 25.000 | 67950              | 62100   | 6750 | 0.990   |
| NUP408      | 40.000           | 110.000 | 27.000 | 85950              | 80100   | 6030 | 1.300   |
|             |                  |         |        |                    |         |      |         |
| NUP409      | 45.000           | 120.000 | 29.000 | 103500             | 100800  | 5400 | 1.620   |
| NUP410      | 50.000           | 130.000 | 31.000 | 125100             | 122400  | 4950 | 2.010   |
|             |                  |         |        |                    |         |      |         |
| NUP411      | 55.000           | 140.000 | 33.000 | 125100             | 124200  | 4500 | 2.480   |
| NUP412      | 60.000           | 150.000 | 35.000 | 150300             | 151200  | 4140 | 3.000   |
|             |                  |         |        |                    |         |      |         |
| NUP413      | 65.000           | 160.000 | 37.000 | 175500             | 182700  | 3870 | 3.600   |
| NUP414      | 70.000           | 180.000 | 42.000 | 218700             | 231300  | 3600 | 5.240   |
|             |                  |         |        |                    |         |      |         |
| NUP415      | 75.000           | 190.000 | 45.000 | 235800             | 246600  | 3330 | 6.220   |
| NUP416      | 80.000           | 200.000 | 48.000 | 269100             | 283500  | 3150 | 7.320   |
|             |                  |         |        |                    |         |      |         |
| NUP417      | 85.000           | 210.000 | 52.000 | 301500             | 315000  | 2970 | 9.400   |
| NUP418      | 90.000           | 225.000 | 54.000 | 337500             | 360000  | 2790 | 11.200  |
|             |                  |         |        |                    |         |      |         |
| NUP419      | 95.000           | 240.000 | 55.000 | 360000             | 405000  | 2610 | 13.200  |
| NUP420      | 100.000          | 250.000 | 58.000 | 400500             | 445500  | 2520 | 14.900  |
|             |                  |         |        |                    |         |      |         |
| NUP421      | 105.000          | 260.000 | 60.000 | 445500             | 499500  | 2340 | 16.600  |
| NUP422      | 110.000          | 280.000 | 65.000 | 495000             | 558000  | 2250 | 21.100  |
|             |                  |         |        |                    |         |      |         |
| NUP424      | 120.000          | 310.000 | 72.000 | 607500             | 693000  | 2070 | 28.900  |
| NUP426      | 130.000          | 340.000 | 78.000 | 742500             | 859500  | 1890 | 37.700  |
|             |                  |         |        |                    |         |      |         |
| NUP428      | 140.000          | 360.000 | 82.000 | 787500             | 918000  | 1710 | 44.300  |
| NUP430      | 150.000          | 380.000 | 85.000 | 837000             | 1008000 | 1620 | 50.800  |



\*Note :

\*Mentioned speed ratings are with oil lubrication. For grease lubrication, please use 75% of the indicated values.

\*Above speed rating are for machined cages for pressed Steel Cages, Please use 80% of the indicated Values.

